






SMT Stencil Order

[? Guide To Fill Form](#)

Date:	<input type="text"/>	Company:	<input type="text"/>	E-Mail:	<input type="text"/>
Contact Person:	<input type="text"/>	Title:	<input type="text"/>	Tel.No:	<input type="text"/>
File Name:	<input type="text"/>	Previous order code:	<input type="text"/>		
Quantity:	<input type="text"/>				
Stencil For	<input checked="" type="checkbox"/> Top Layer <input type="checkbox"/> Bottom Layer <input type="checkbox"/> Both Layer				
Type of Stencil	Technics	<input checked="" type="radio"/> Laser-cut <input type="radio"/> Electroic polishing <input type="radio"/> Other			
	Used for	<input checked="" type="checkbox"/> For Solder <input type="checkbox"/> For adhesive <input type="checkbox"/> Other use			
Screen Frame	Frame Size	X= <input type="text" value="736"/> mm		Y= <input type="text" value="736"/> mm	

	Aluminum Frame Size (Side I * Side II)	<input type="radio"/> 20*30 mm <input type="radio"/> 30*40 mm <input checked="" type="radio"/> 40*40 mm <input type="radio"/> 18*22 mm <input type="radio"/> 25*38 mm
	Bolt	<input checked="" type="checkbox"/> No <input type="checkbox"/> Yes <input type="checkbox"/> M3 <input type="checkbox"/> M6 <input type="checkbox"/> 1/4" <input type="checkbox"/> See attached drawing
Metal Mask	Thickness	<input type="radio"/> 0.10mm <input checked="" type="radio"/> 0.12mm <input type="radio"/> 0.15mm <input type="radio"/> 0.18mm <input type="radio"/> 0.20mm <input type="radio"/> 0.25mm <input type="radio"/> Other
	Outline Size	<input type="checkbox"/> N/A <input type="checkbox"/> Size <input type="text" value="556"/> * <input type="text" value="556"/> mm <input type="checkbox"/> See attached drawing
Fiducial Mark	<input type="checkbox"/> No need	<input checked="" type="checkbox"/> Yes Qty <input type="text" value="4"/> <input type="checkbox"/> According to fidu image <input type="checkbox"/> Top <input type="checkbox"/> Bot <input type="checkbox"/> Through <input checked="" type="checkbox"/> Half Etch
Required Aperture	Image Location	<input checked="" type="radio"/> Center <input type="radio"/> Offset <input type="radio"/> Mark edge from Frame Size <input type="text"/> mm <input type="radio"/> See attached drawing

Image Direction		<input type="radio"/> N/A <input checked="" type="radio"/>  <input checked="" type="radio"/> 
Adhesive		<input type="radio"/> Dot <input type="radio"/> Slot
Prevent Stannum Ball	<input checked="" type="radio"/> No <input type="radio"/> Yes	<input type="radio"/>  <input type="radio"/>  <input type="radio"/> 
Aperture	SIZE	<input type="radio"/> N/A <input checked="" type="radio"/> 1:1 same as paste file <input type="radio"/> Lead Component: 10% Reduction for pitch less than 0.6mm and 1/1 same as pattern file for else
Special Note:		<input type="radio"/> N/A <input checked="" type="radio"/> Yes, as following notes:
<div style="border: 1px solid black; padding: 5px;"> شخصیات برد و تاریخ تولید استتسیل </div>		

Necessary Attachment: Stencil File:

- Complete Protel File
- Gerber File (Pattern, Legend, Keepout, Solder Paste)
- Fiducial Location

Please remark or enclosed other pages if specified

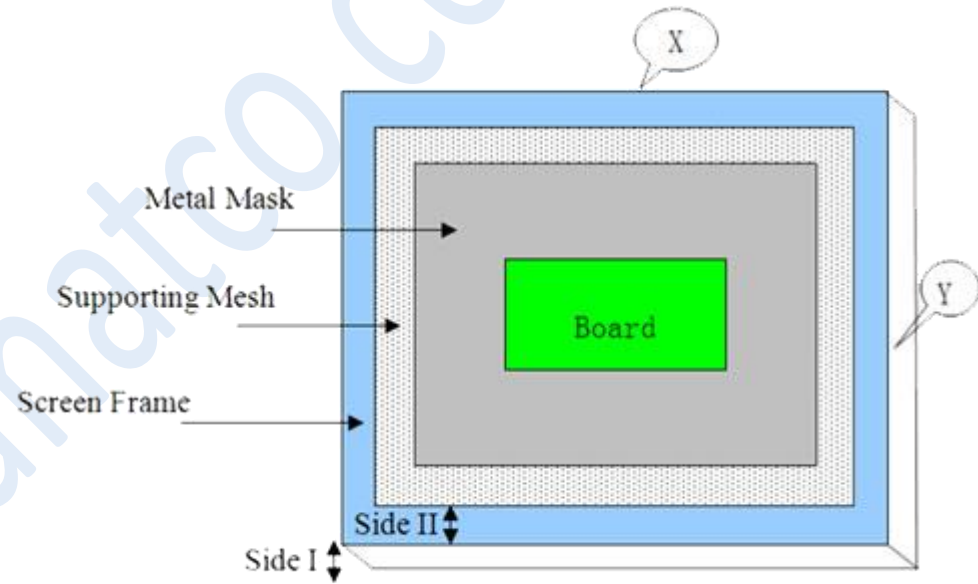
- No need
- See Attached drawing

Note:



File Attachment:

Select a file To Attach:



Send Email